

Design and production of anti-infective fluoroquinolone derivatives using green chemistry methods

Dinesh Kumar Nayak¹, J. Kamalakkannan²,
^{1,2} Gandhi Institute for Education and Technology, Baniatangi, Bhubaneswar

ARTICLE INFO

Keywords:
Fluoroquinolones
Green synthesis
Microwave irradiation
Anti-infective
Antimicrobial

ABSTRACT

Scientists are very interested in fluoroquinolones due to their superior pharmacological and pharmacokinetic characteristics. Their antibacterial activity is wide ranging, and they exhibit a number of encouraging characteristics, including excellent tissue penetration, increased bioavailability, and a relatively low frequency of antagonistic and deadly consequences. Due to these, the compounds are now in high demand for the treatment of several infectious disorders. A number of synthetic conventions have been developed to increase yield and speed up the fluoroquinolone's rate of amination. Significant drawbacks of such techniques include the need of expensive reagents, large amounts of hazardous solvents, extreme heat, and side reactions. These disadvantages are inappropriate for the pharmaceutical industry today. Therefore, creating a more modern, environmentally friendly, and effective method for synthesizing fluoroquinolones is extremely desirable. The goal of the green chemistry methodology is molecular sustainability. Green chemistry has demonstrated how chemists may create more economical, environmentally friendly, and health-beneficial next-generation goods and procedures. This graphical summary illustrates the most recent advancements in fluoroquinolone synthesis using green chemistry principles and new, reusable, and eco-friendly solvents and catalysts.

1. Introduction

The growing prevalence of bacterial and fungal resistance to a wide number of anti-microbial mediators in both community and hospital-acquired infections has become a significant and global well-being issue with approximately 15 million deaths per annum, as currently, accessible medicines may no longer be successful for resistant infections as a consequence of pathogenic microbes implementing a range of strategies to solve these problems [1].

This unwanted occurrence encouraged the researchers to focus on the advancement of newer materials from bio renewable and sustainable sources because of great concerns about the environment, waste accumulation and destruction and the inevitable depletion of fossil resources [2].

Green chemistry is a modern area of chemistry that is rapidly emerging. Its growing significance is in making the use of maximum available resources in such a way that the production of chemical waste is negligible or minimal. This is one of the superlative possible replacements for conventional methods of chemical synthesis. Through using the green methodology, we can't only evade the usage of harmful and noxious chemicals, but also prevent the development of by-products. Therefore, they are flawlessly responsive to combinatorial synthesis automation. Gedye and Giguere, in 1986, first announced that the organic synthesis under microwave irradiation could be performed very quickly [3].

Microwave irradiation technique is another form of heating, based upon the capability of analogues to convert electromagnetic energy into heat. This approach will help to increase the rates of chemical reactions, yields and safer materials [4].

One area of great interest is the usage of environmental-friendly catalysts and solvents in the field of pharmaceutical chemistry. From both environmental and economical point of opinion, the use of green catalysts and non-volatile solvents support multiple organic transformations with added value [5].

The most significant area of study has become the usage of water as a green solvent in organic reactions, having unique physicochemical

properties that lead to exclusive reactivity and discrimination in organic solvent assessment [6].

The role of chemistry is vital to make sure that our next generation of chemicals is more sustainable than existing generations. Increasing demand for environmental-friendly chemical procedures needs the production of innovative and economical methods. Green chemistry is the most compelling term for sustainability in chemistry.

One of the crucial zones of green chemistry is the removal of solvents in chemical systems or replacing harmful solvents with environmentally benign solvents. The usage of other solvents such as water, fluorinated and ionic liquids, supercritical media and their different mixtures is quickly growing [7,8].

Various synthetic conventions have been established to accelerate the fluoroquinolone's amination rate and to improve yield. Such methods have significant disadvantages including, costly reagents, usage of vast quantities of harmful chemicals, excessive heating and sideways reactions. These drawbacks aren't appropriate in the modern pharmaceutical market. Hence, it is highly desirable to create a newer green and more efficient process for fluoroquinolones synthesis. To improve the disadvantages of these catalysts, replacing them with novel, non-toxic, eco-friendly, recyclable heterogeneous catalysts with improved efficiency have been the key topics of researchers over the past decades.

They exhibited excellent properties such as greater reactivity, lower toxicity, simplicity of action, non-corrosiveness nature and prospective of recyclability [9].

Some fundamental principles of green chemistry are depicted in Fig. (1). Pathogenic micro-organisms like bacteria, viruses, fungi or parasites cause infectious ailments which can spread (directly or indirectly) from one person to another. Millions of people die each year worldwide from infectious ailments. The prolonged usage of antibiotic drugs results in the antibacterial resistance; hence, their long-lasting effectiveness is inadequate [10].

The emerging antibiotic resistance problem, particularly among Gram-negative bacteria, has become a major threat to global public health. Different antibacterial classes used against antibiotic-resistant bacteria have lost their effectiveness and new antibiotic agents for this class of pathogens have been developed successfully [11].

The chain of infection and their prevalence and consequences is depicted in Fig. (2).

Fluoroquinolones are among the most auspicious and strongly tracked zones of modern anti-infective chemotherapy, portraying the wide-spectrum activity. They consist of a comparatively simple molecular core, which is responsive to several structural alterations. In recent

years, they are one of the increasingly growing classes of antibiotic drugs in trade [12].

Quinolones were first found as an analogue of anti-malarial medication chloroquine. Nalidixic acid was the first antibacterial drug to enter into the market in 1962.

The key mechanism of action and narrow range of activity restricted its use, but the analogues from this 1st generation of quinolones were further synthesized.

The synthetic antibiotic medication was later altered in the late 1970s and early 1980s to include a fluorine atom in central carbon ring, thereby increasing the scale of activity and therapeutic uses in human medications [13].

Since of their broad-spectrum of antimicrobial activity and their *in-vivo* chemotherapeutic effectiveness, fluoroquinolones are the compounds of particular interest [14].

FQs bind to the enzyme-DNA complex via direct inhibition of DNA synthesis and by stabilizing DNA strand breakage formed by DNA gyrase and topoisomerase-IV.

The ternary drug complexes of fluoroquinolone, DNA and enzyme block the development of fork replication. DNA gyrase inhibition and cell permeability of fluoroquinolones are heavily inclined by the nature of C-7 substituent in standard 4-quinolone-3-carboxylic acid structure [15].

The mechanism of action of fluoroquinolone agents is portrayed in Fig. (3). Fluoroquinolone derivatives consist of some crucial structural constituents that are important for the effective pharmacological activity, described as (1) Nucleus of fluoroquinolone deploying the self-association of analogues, (2) Piperazinyl moiety that directs the molecular penetration into cells and, (3) N-substituent moiety that contributes in H-bond formation [16].

Fluoroquinolone agents exhibit higher bioavailability, strong tissue penetration, longer serum half-life and admirable safety. These have made the analogues highly desirable for the treatment of various infectious diseases. Sources from this class include ciprofloxacin, ofloxacin, norfloxacin, moxifloxacin, pefloxacin etc. [17].

This is one of the superlative possible replacements for conventional methods of chemical synthesis. Through using the green methodology, we can't only evade the usage of harmful and noxious chemicals, but also prevent the development of by-products.

Therefore, they are flawlessly responsive to combinatorial synthesis automation. Gedye and Giguere, in 1986, first announced that the organic synthesis under microwave irradiation could be performed very quickly [3].

Microwave irradiation technique is another form of heating, based upon the capability of analogues to convert electromagnetic energy into heat.

The relationship between green chemistry and fluoroquinolones, and its different methods of synthesis by green approaches is depicted in Fig. (4).

2. Green synthesis of fluoroquinolone derivatives

Green chemistry (also termed as sustainable chemistry) is a field of chemistry and chemical engineering focused on developing products and

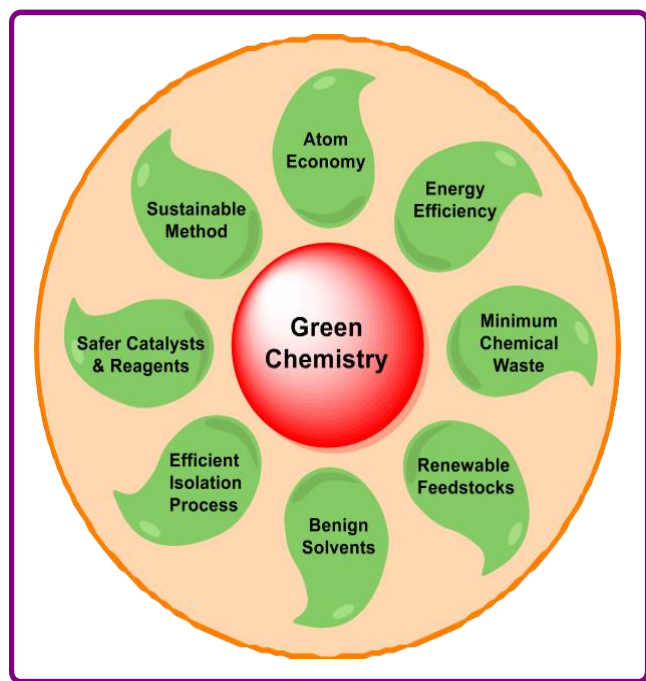


Fig. (1). Fundamental concepts of green chemistry.

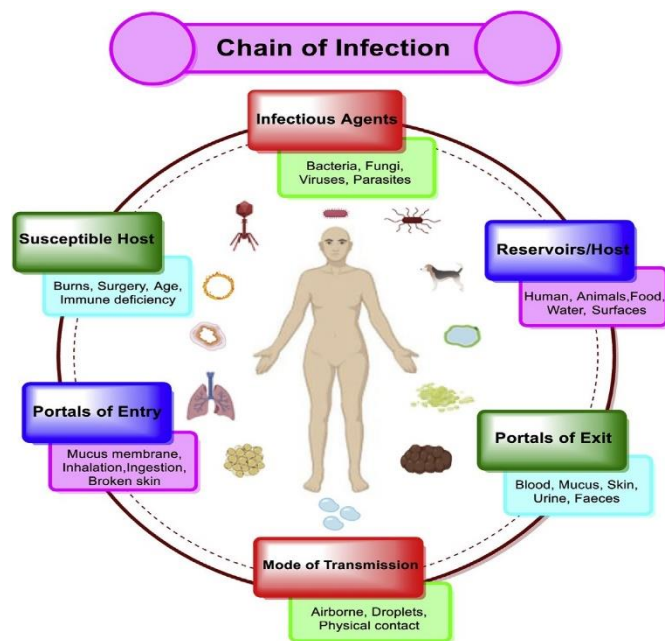


Fig. (2). Chain of infection and their prevalence and consequences.

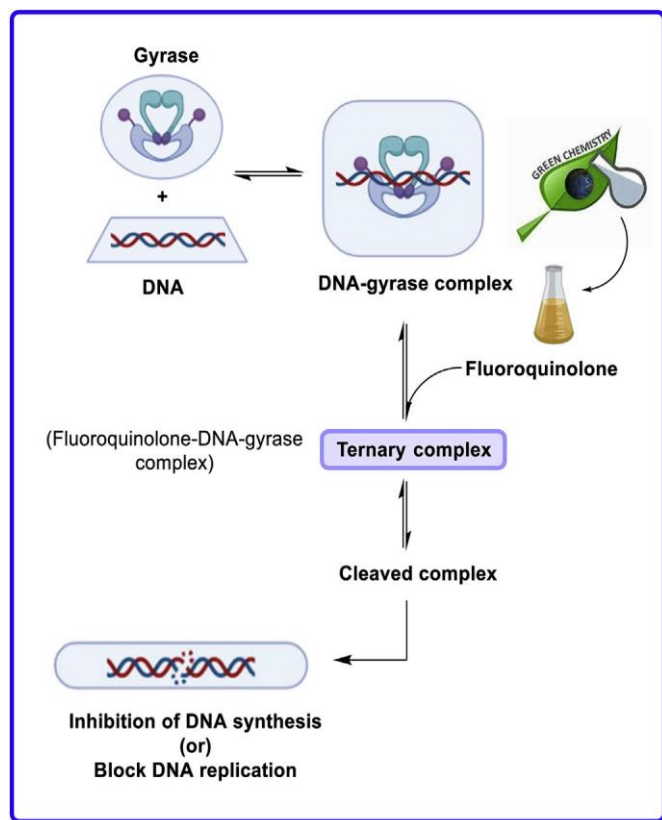
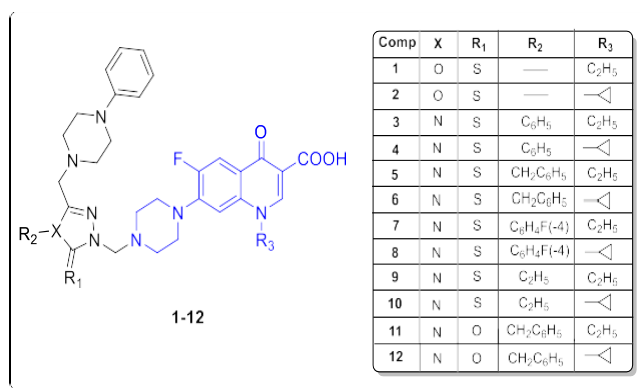


Fig. (3). Mechanism of action of fluoroquinolones.

3. Recent advances in green synthesis of fluoroquinolone derivatives and their role in anti-infective field

Numerous approaches were assessed for advancements of newer fluoroquinolone derivatives by using the green methodology. From last few years, FQs are the newer scaffolds, fascinated many researchers worldwide due to its virtuous anti-infective profile. Certain reports from the current scientific literature intricate the green synthesis of fluoroquinolones and their role in the treatment of severe infections have been discussed below.

Mermer *et al* (2019), designed a new hybrid class of Piperazine-azole-fluoroquinolones under the microwave irradiation technique and evaluated their antimicrobial and inhibition of DNA gyrase potentials. The results revealed that fluoroquinolone hybrids (1-12) exhibited good antimicrobial activity and effective inhibition of DNA gyrase with IC_{50} values in the range of 0.134–1.84 $\mu\text{g/ml}$. Therefore, by considering their bio-active potentials, these piperazine-azole functionalized fluoroquinolone hybrids would be the future antibiotics [20].



processes which diminish or abolish the hazardous material usage and production. Because of the global curiosity in enduring research into the development of environmentally sustainable approaches for organic compound synthesis, we report herein the simple and efficient greensynthesis of fluoroquinolone derivatives as potent anti-infective agents. Newer fluoroquinolone derivatives were prepared via green and environmentally benign approach with the aid of MW irradiation by using the novel, recyclable and environmental-friendly catalysts and solvents. Few examples of synthetic routes of fluoroquinolone derivatives by using green methodologies are depicted in Fig. (5).

Ozdemir *et al* (2018), synthesized a novel sequence of 1,2,4-triazole based Piperazine-azole-fluoroquinolone analogues under microwave irradiation and evaluated their antimicrobial potential. The result displayed that compounds (13–18) containing a fluoroquinolone nucleus exhibited the potent antimicrobial and anti-mycobacterial activity (*Mycobacterium smegmatis*), having MIC values in the range from 0.24 to 3.9 $\mu\text{g/ml}$ [1].

Demirci *et al* (2018), synthesized a new class of 5-substituted-1,3,4-thiadiazole-based fluoroquinolone analogues and screened them for their antimicrobial potential. The result revealed that compound 20 was found

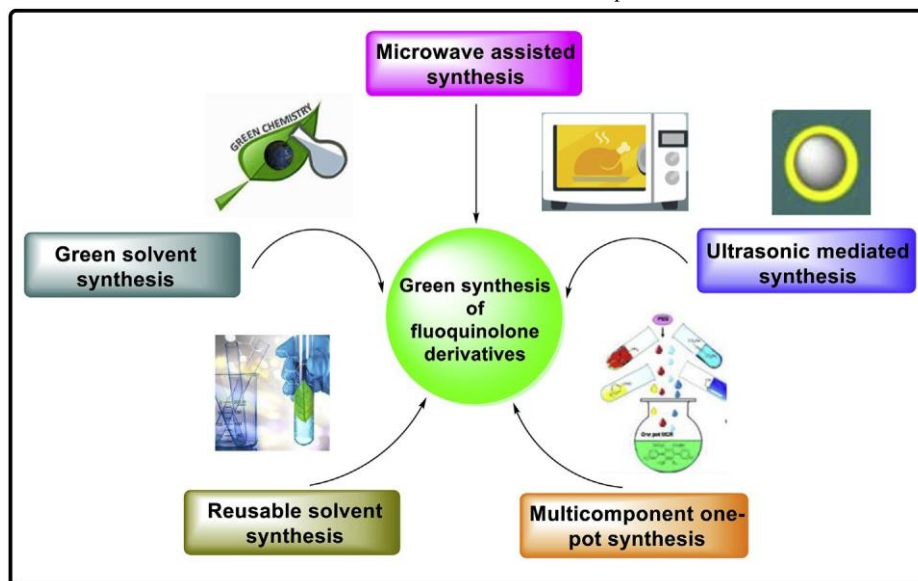


Fig. (4). Relationship between green chemistry and fluoroquinolones, and its different methods of synthesis by green approaches.

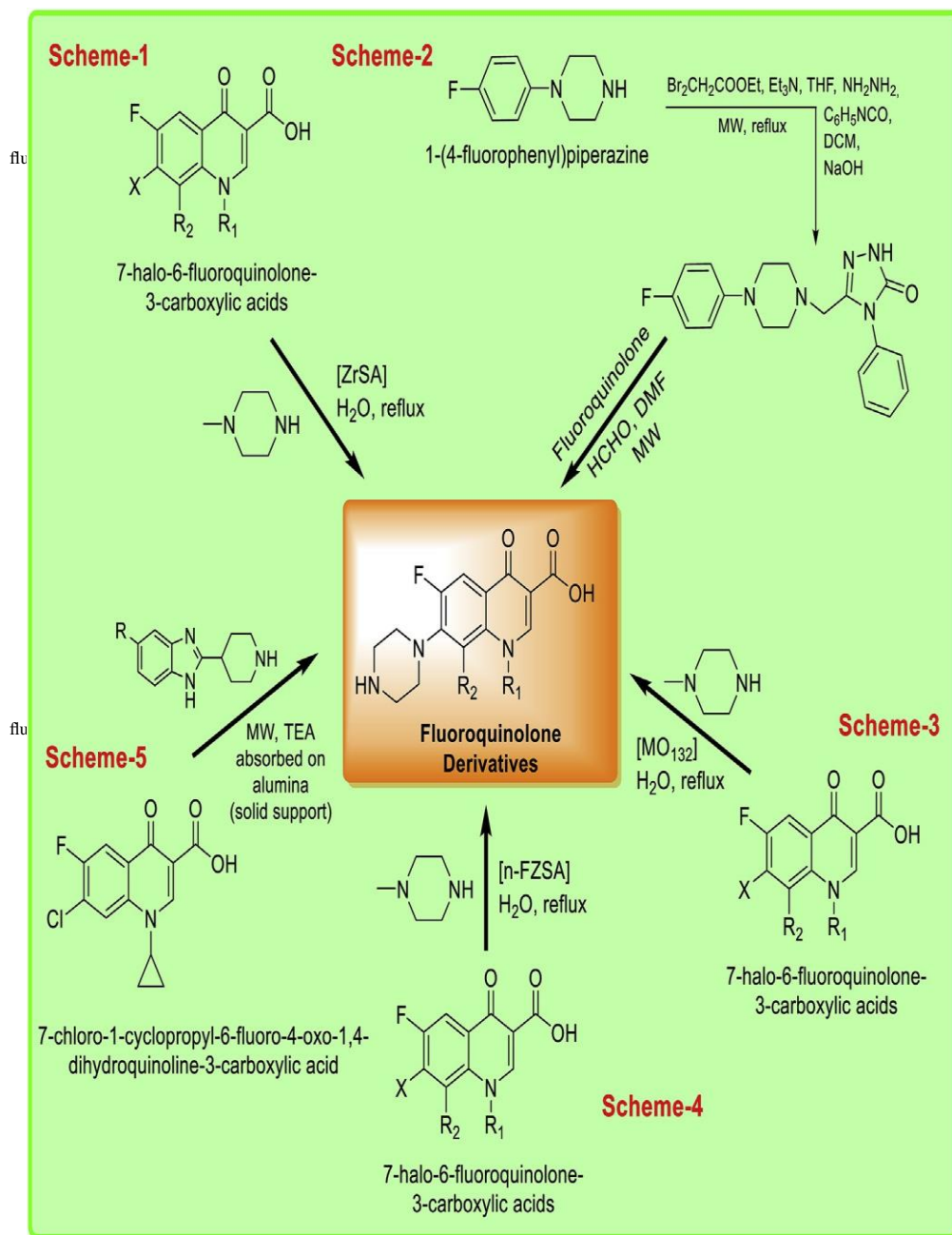


Fig. (5). Graphical representation of fluoroquinolone derivatives by using the principles of green chemistry. In scheme-1, Nakhaei et al. (2018), described several new antibacterial fluoroquinolone analogues by the direct amination of 7-halo-6-

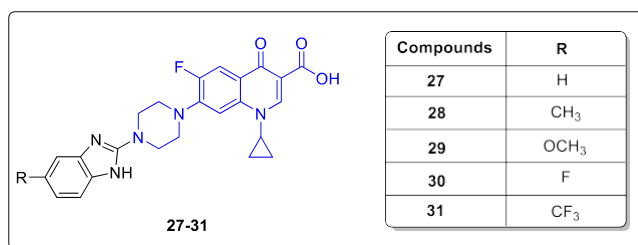
variety of piperazine derivatives and (4aR, 7aR)-octahydro-1H-pyrrolo[3,4-b]pyridine using Zirconia Sulfuric Acid (ZrSA) nanoparticle, as a catalyst in the presence of ordinary or magnetized water upon reflux conditions. Result showed that ZrSA exhibited the high catalytic activity towards the synthesis of fluoroquinolone derivatives in two forms of water [6]. In scheme-2, Ozdemir et al. (2018), described the synthesis of Piperazine-Azole-Fluoroquinolone based 1,2,4-triazole analogues under the microwave irradiation by reaction starting from 1-(4-fluorophenyl)piperazine and then undergoes the reaction via BrCH₂COOEt, Et₃N, THF, NH₂NH₂, C₆H₅NCO, DCM, NaOH, HCHO, DMF and suitable amines such as fluoroquinolone [1]. In scheme-3, Nakhaei et al. (2018), described the synthesis of novel fluoroquinolone compounds by using Nano-Fe₃O₄@ZrO₂-SO₃H (n-FZSA) as a magnetic catalyst. They were prepared by the direct amination of 7-halo-6-

piperazine derivatives and (4aR,7aR)-octahydro-1H-pyrrolo[3,4-b]pyridine in water [9]. In scheme-4, Miraie et al. (2017), synthesized various potential antibacterial fluoroquinolone derivatives by direct amination of 7-halo-6-fluoroquinolone-3-carboxylic acids with piperazine derivatives and (4aR, 7aR)-octahydro-1H-pyrrolo[3,4-b]pyridine using (NH₄)₂[MoVI72Mo-V60O372(CH₃COO)₃₀(H₂O)₇₂], a keplerate-type giant-ball nano-porous isopolyoxomolybdate, as a catalyst in refluxing water [18]. In scheme-5, Guruswamy et al. (2012), developed some novel ciprofloxacin derivatives by green and environmentally benign methodology with the help of a microwave irradiation technique in the presence of a catalytic amount of triethylamine adsorbed on alumina solid support. This microwave assisted method gave surprisingly excellent yields (72–90%) of products [19].

to be most potent, exemplify the antibacterial potential towards *S. aureus* (MIC value 1/2 µg/ml) and *E. coli* (MIC value 4/4 µg/ml). It was observed that the compounds 19 and 20 exhibited the modest antitubercular activity (MIC value of 8 µg/ml for each) [21].

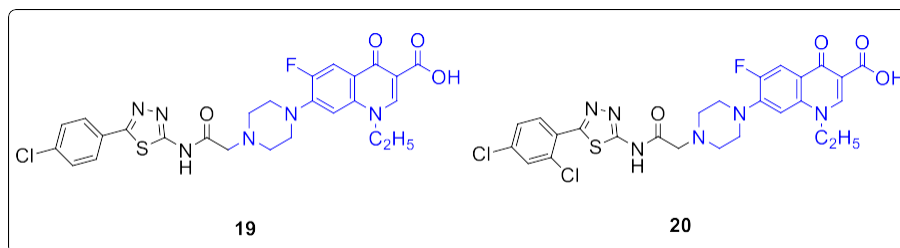
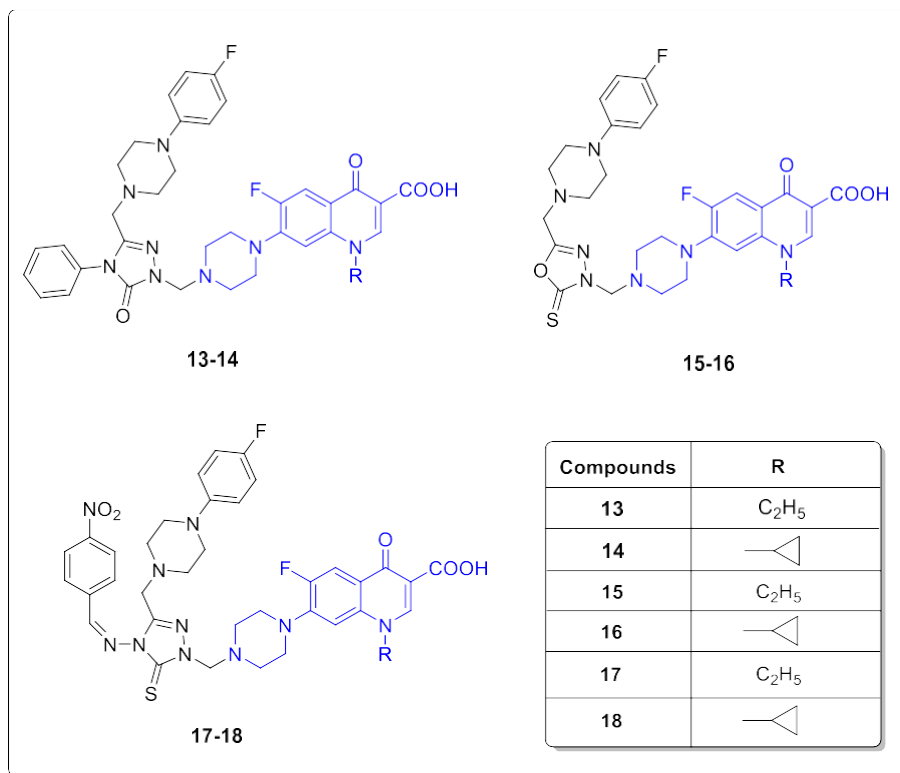
Pandit et al (2016), synthesized some fluoroquinolone derivatives by combining it with different thiazole compounds by refluxing on an electrically heated water bath and screened them for their antimicrobial activity. Result revealed that ciprofloxacin derivatives with thiazoles (21–23) exhibited good antimicrobial activity. Also, sparfloxacin derivatives (24–26) displayed both antibacterial and antifungal activity [22].

Guruswamy et al (2012), synthesized some newer ciprofloxacin analogues by using microwave irradiation and evaluated their antimicrobial potential towards several microorganisms. Ciprofloxacin was used as reference drug. The result demonstrated that compounds (27–29) exhibited excellent antibacterial activity and compounds 30 and 31 showed the potent antifungal activity [19].



4. Applications of fluoroquinolones

Fluoroquinolone is a sequence of synthetic antibacterial mediators that display a wide range of anti-microbial activity, comparatively low prevalence of antagonistic and lethal effects and admirable safety profile



[23]. They have been used globally in management of bacterial origin infections and clinical applications fluctuating from urinary tract infections to the nearly entire body and are effective in treatment towards Gram-positive and Gram-negative species. Ciprofloxacin and ofloxacin are amongst the most commonly used fluoroquinolones. These are used for treating sexually transmitted diseases (STD), infections of bones and joints, typhoid fever and tuberculosis. The more recent fluoroquinolone agents such as gemifloxacin, moxifloxacin and gatifloxacin are used to treat acute sinusitis, chronic bronchitis, cystitis, skin and soft tissue infections, pyelonephritis, gonorrhoea and complex urinary tract infections (UTI) [24]. They are also used in infections of the biliary tract, bacterial enteric infections and prophylaxis in the immunocompromised neutropenic host [25].

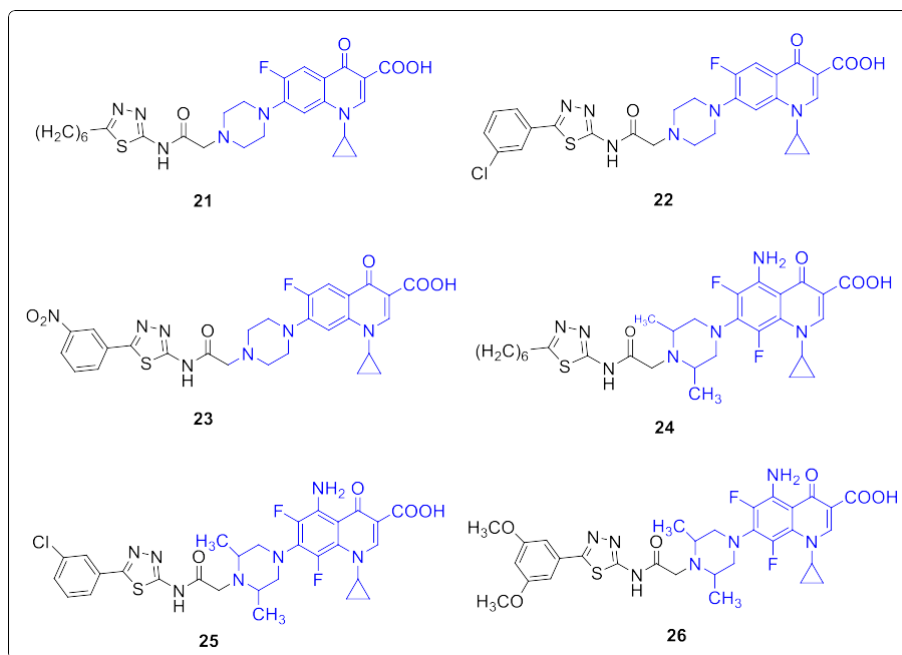
5. Conclusion

This graphical review is an endeavour to concentrate on numerous green synthetic features of anti-infective fluoroquinolones. Few examples of synthesis of newer fluoroquinolone derivatives via green methodologies

by using microwave irradiation technique and novel, recyclable and environmental-friendly catalysts and solvents are described. The authors, in this review, also described the consequences and prevalence of infection, mechanism of action of fluoroquinolones along with their important structural features. Scientific information identified in this paper is estimated to be useful for aspiring researchers working on the relevance of green chemistry in anti-infective drugs and fluoroquinolone derivatives.

6. Future aspects

The green synthesis approach, following a simplistic work-up procedure, provides these products in higher yields over the short period. The catalysts used are cheap and readily available, constant and storable, recycled effortlessly and reused with continuous operation over several cycles. In general, these green catalytic processes for fluoroquinolones synthesis provides quick access to anticipated products in refluxing water after a facile work-up process and evades the harmful chemicals. Hence, this method signifies a noteworthy improvement over the conventional methods that are currently accessible for fluoroquinolones synthesis.



CRedit authorship contribution statement

Rajat Goyal: Writing - original draft. Archana Sharma: Writing - original draft. Vijay Kumar Thakur: Writing - original draft. Monika Ola: Writing - original draft. Prabodh Chander Sharma: Writing - original draft.

References

- [1] S.B. Ozdemir, N. Demirbas, A. Demirbas, F.A. Ayaz, N. Colak, Microwave-assisted synthesis, antioxidant and antimicrobial evaluation of piperazine-azole-fluoroquinolone based 1,2,4-triazole derivatives, *J. Heterocycl. Chem.* 55 (12) (2018) 2744–2759.
- [2] B. Ates, S. Koytepe, A. Ulu, C. Gurses, V.K. Thakur, Chemistry, structures and advanced applications of nanocomposites from bio-renewable resources, *Chem. Rev.* 120 (17) (2020) 9304–9362, <https://doi.org/10.1021/acs.chemrev.9b00553>.
- [3] I.H. El Azab, M.M. Youssef, M.A. Amin, Microwave-assisted synthesis of novel 2H-chromene derivatives bearing phenylthiazolidinones and their biological activity assessment, *Molecules* 19 (12) (2014) 19648–19664.
- [4] W. Cunico, W.T.V. Junior, M. Moreth, C.R. Gomes, Microwave-assisted synthesis of 1,3-thiazolidin-4-ones and 2-aryl-1,3-oxathiolan-5-ones, *Lett. Org. Chem.* 5 (5) (2008) 349–352.
- [5] M.R. Bhosle, J.R. Mali, A.A. Mulay, R.A. Mane, Polyethylene glycol mediated one-pot three-component synthesis of new 4-thiazolidinones, *Heteroat. Chem.* 23 (2) (2012) 166–170.
- [6] A. Nakhaei, S. Ramezani, S.J. Shams-Najafi, S. Farsinejad, Nano-Fe₃O₄@ ZrO₂-SO₃H as highly efficient recyclable catalyst for the green synthesis of fluoroquinolones, *Lett. Org. Chem.* 15 (9) (2018) 739–746.
- [7] I.T. Horvath, P.T. Anastas, Introduction: green chemistry, *Chem. Rev.* 107 (6) (2007) 2167–2168.
- [8] K. Kummerer, Sustainable from the very beginning: rational design of molecules by life cycle engineering as an important approach for green pharmacy and green chemistry, *Green Chem.* 9 (8) (2007) 899–907.
- [9] A. Nakhaei, A. Davoodnia, S. Yadegarian, An efficient green approach for the synthesis of fluoroquinolones using nano zirconia sulfuric acid as highly efficient recyclable catalyst in two forms of water, *Iran. J. Chem. Chem. Eng.* 37 (3) (2018) 33–42.
- [10] S.S. Panda, O.S. Detistov, A.S. Girgis, P.P. Mohapatra, A. Samir, A.R. Katritzky, Synthesis and molecular modelling of antimicrobial active fluoroquinolone-pyrazine conjugates with amino acid linkers, *Bioorg. Med. Chem. Lett* 26 (9) (2016) 2198–2205.
- [11] N.M. Saleh, M.S. Attia, Conquer fluoroquinolone multi-drug resistant *Salmonella enterica*: based on biological synthesis of silver nanoparticles using citrus sinesis peel extract as an alternative therapeutic pathway, *Int. J. Curr. Microbiol. App. Sci.* 5 (12) (2016) 398–414.
- [12] P.C. Sharma, A. Jain, S. Jain, Fluoroquinolone antibacterials: a review on chemistry, microbiology and therapeutic prospects, *Acta Pol. Pharm.* 66 (6) (2009) 587–604.
- [13] N. Janecko, L. Pokludova, J. Blahova, Z. Svobodova, I. Literak, Implications of fluoroquinolone contamination for the aquatic environment-A review, *Environ. Toxicol. Chem.* 35 (11) (2016) 2647–2656.
- [14] P.C. Sharma, A. Jain, M.S. Yar, R. Pahwa, J. Singh, P. Chanalia, Novel fluoroquinolone derivatives bearing N-thiomide linkage with 6-substituted-2-aminobenzothiazoles: synthesis and antibacterial evaluation, *Arab. J. Chem.* 10 (2017) S568–S575.
- [15] A.M. Alaa, Y.A. Asiri, M.H. Al-Agamy, Design, synthesis and antibacterial activity of fluoroquinolones containing bulky arenylsulfonyl fragment: 2D-QSAR and docking study, *Eur. J. Med. Chem.* 46 (11) (2011) 5487–5497.
- [16] P.C. Sharm, R. Goyal, A. Sharma, D. Sharma, N. Saini, H. Rajak, S. Sharma, V.K. Thakur, Insights on fluoroquinolones in cancer therapy: chemistry and recent developments, *Mater. Today Chem.* 17 (2020) 100296, <https://doi.org/10.1016/j.mtchem.2020.100296>.
- [17] C.A. Akinremi, J.A. Obaleye, S.A. Amolegbe, J.F. Adediji, M.O. Bamigboye, Biological activities of some fluoroquinolones-metal complexes, *Int. J. Med. Biomed. Res.* 1 (1) (2012) 24–34. Y. Mirzaie, J. Lari, H. Vahedi, M. Hakimi, A. Nakhaei, A. Rezaeifard, Fast and green method to synthesis of quinolone carboxylic acid derivatives using giant-ball nanoporous isopolyoxomolybdate as highly efficient recyclable catalyst in refluxing water, *J. Mex. Chem. Soc.* 61 (1) (2017) 35–40.
- [18] B. Guruswamy, R. Arul, Synthesis and antimicrobial evaluation of substituted benzimidazolyl fluoroquinolones under conventional and microwave irradiation conditions, *Heterocycl. Commun.* 18 (4) (2012) 203–206.
- [19] A. Mermer, O. Faiz, A. Demirbas, N. Demirbas, M. Alagumuthu, S. Arumugam, Piperazine-azole-fluoroquinolone hybrids: conventional and microwave irradiated synthesis, biological activity screening and molecular docking studies, *Bioorg. Chem.* 85 (2019) 308–318.
- [20] A. Demirci, K.G. Karayel, E. Tatar, S.O. Okullu, N. Unobol, P.N. Tasli, Z.T. Kocagoj, F. Sahin, I. Kucukuzel, Synthesis and evaluation of novel 1,3,4-thiadiazole-fluoroquinolone hybrids as antibacterial, antituberculosis and anticancer agents, *Turk. J. Chem.* 42 (3) (2018) 839–858.
- [21] N. Pandit, K. Shah, N. Agrawal, N. Upmanyu, S.K. Shrivastava, P. Mishra, Synthesis, characterization and biological evaluation of some novel fluoroquinolones, *Med. Chem. Res.* 25 (5) (2016) 843–851.
- [22] M. Piplani, H. Rajak, P.C. Sharma, Synthesis and characterization of N-Mannich based prodrugs of ciprofloxacin and norfloxacin: *in vitro* anthelmintic and cytotoxic evaluation, *J. Adv. Res.* 8 (4) (2017) 463–470.
- [23] V.M. Frade, M. Dias, A.C. Teixeira, M.S. Palma, Environmental contamination by fluoroquinolones, *Brazilian J. Pharm. Sci.* 50 (1) (2014) 41–54.
- [24] P.C. Sharma, A. Jain, S. Jain, R. Pahwa, M.S. Yar, Ciprofloxacin: review on developments in synthetic, analytical and medicinal aspects, *J. Enzym. Inhib. Med. Chem.* 25 (4) (2010) 577–589.